

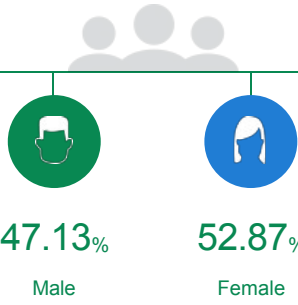
# People



The total population of Glynn County is 86,167. The median age is 41.15

## 86,167

Total Population



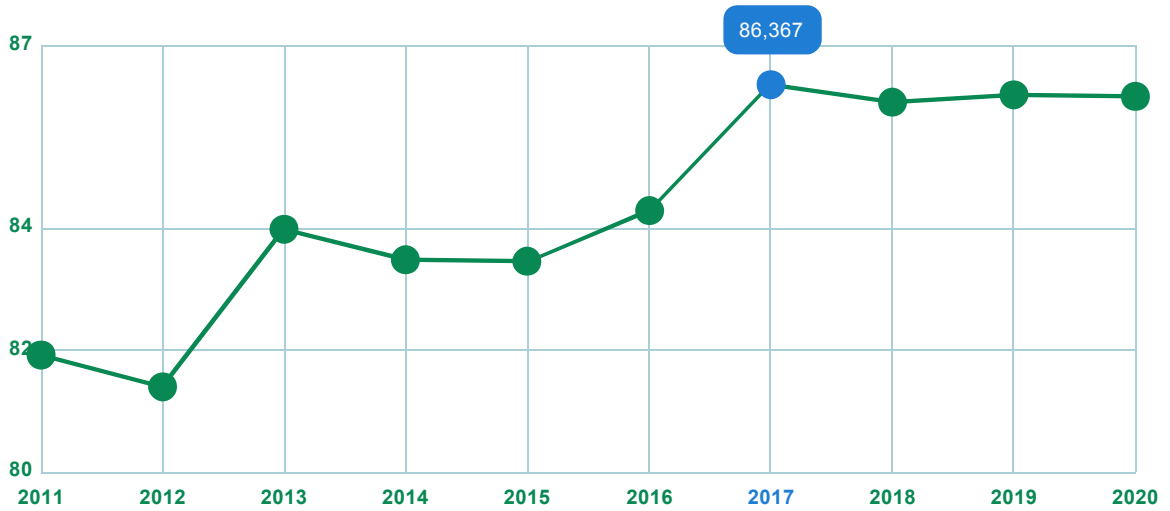
### Age Distribution



### Median Age

## 41

### Population Growth (in thousands)



## Educational Attainment

38.04% of the population in Glynn County have an Associate's degree or higher. 88.49% have a high school degree or higher.



< Grade 9  
**2.88%**



Grade 9-12  
**8.62%**



High School  
**27.15%**



Some College  
**23.3%**



Assoc Degree  
**8.08%**



Bach Degree  
**17.88%**



Grad Degree  
**12.08%**



offer Associate's Degree or Certificate



offer Bachelor's Degree or Higher

# Labor Force



Glynn County has a labor force of 42,650 people, with an unemployment rate of 8.3%.

42,650

Labor Force

8.3%

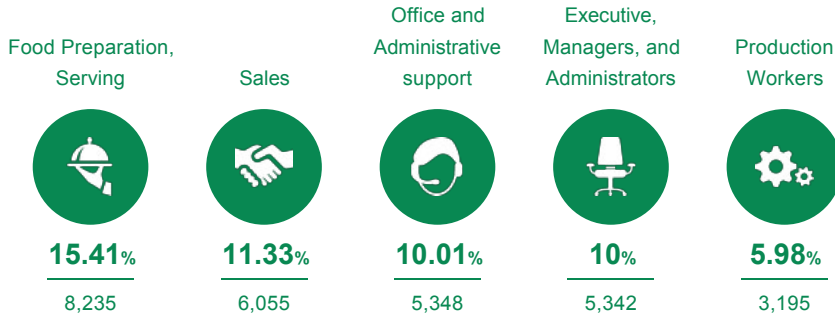
Unemployment Rate

▲ 4.8%

Unemployment Rate  
Change (1 year)

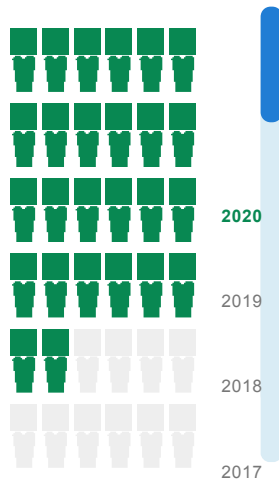
## Talent

Where are the top jobs by occupation?



Total Employees

53,436



The work distribution of total employees in Glynn County is:



Total Establishments

4,526

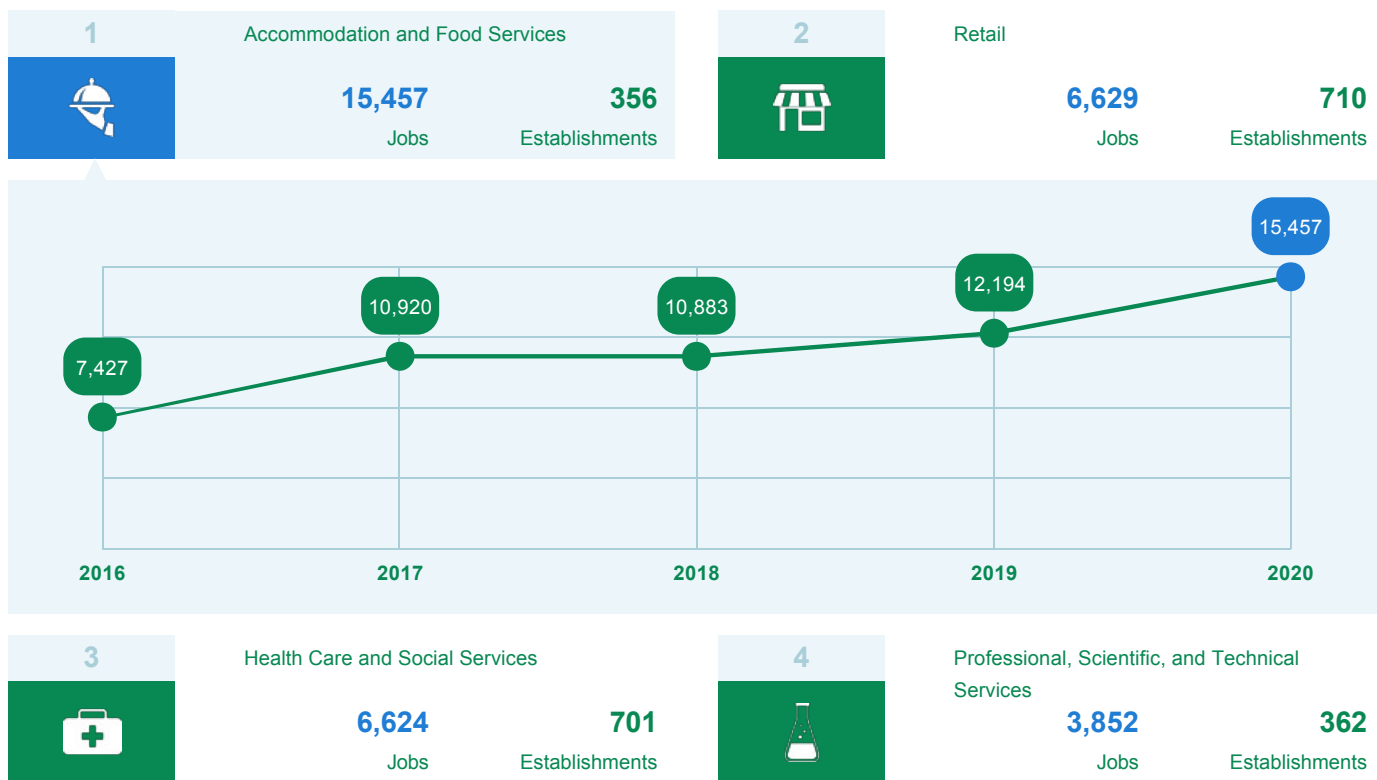


## Businesses and Jobs

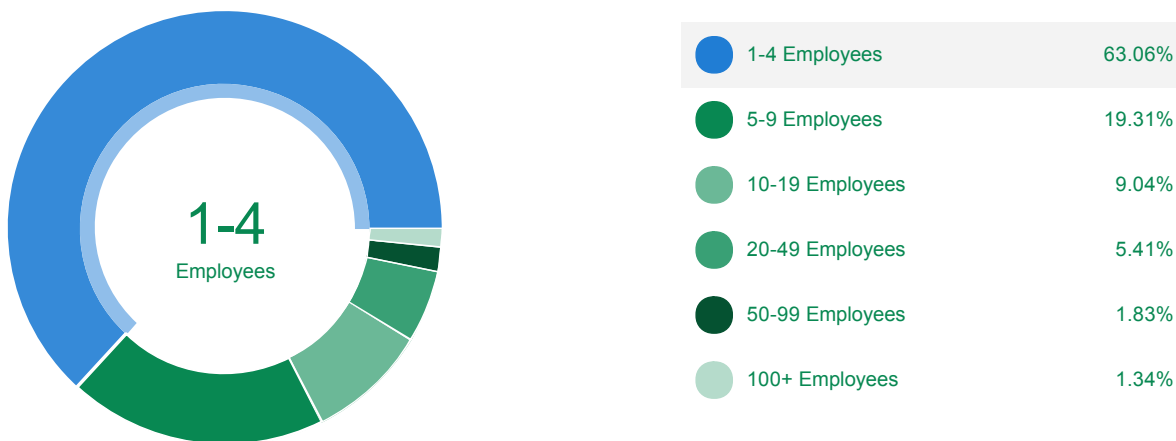


Glynn County has a total of 4,526 businesses. In 2019, the leading industries in Glynn County were Accommodation and Food Services, Retail, Health Care and Social Services, and Professional, Scientific, and Technical Services.

What are the top industries by jobs?



How many employees do businesses in Glynn County have?



## Income and Spending



Households in Glynn County earn a median yearly income of 52,569. 35.96% of the households earn more than the national average each year. Household expenditures average 55,618 per year. The majority of earnings get spent on Shelter, Transportation, Food and Beverages, Health Care, and Utilities.



**\$52,569**

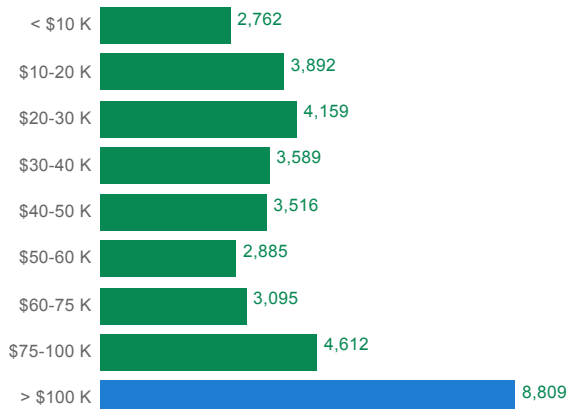
Median Household Income

**0%** more than the county

**12%** less than the state

**17%** less than the nation

Income Distribution



How do people spend most of their money?

PER HOUSEHOLD



**\$55,618**

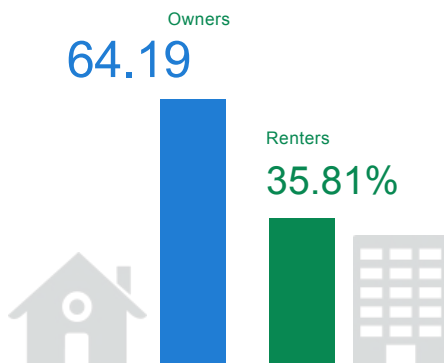
Median Household Expenditure

## Housing



There are 79% more households who own their homes than there are renters.

Owners vs. Renters



## Transportation



Residents spend an average of 19 minutes commuting to work. Glynn County is served by 15 airports within 50 miles. Rail can be accessed within the community. Interstates can be accessed within the community.



19<sup>min</sup>

Commute Travel Time



3 + 15<sup>(+50 miles)</sup>

Airports in Community



Interstate

In Community



Freight Rail

In Community

## Taxes



Top State Corporate Income Tax

5.75%

Top State Corporate Capital Gains Tax

6%

Top State Personal Income Tax

5.75%

Top State Personal Capital Gains Tax

6%

State Sales Tax

4%